
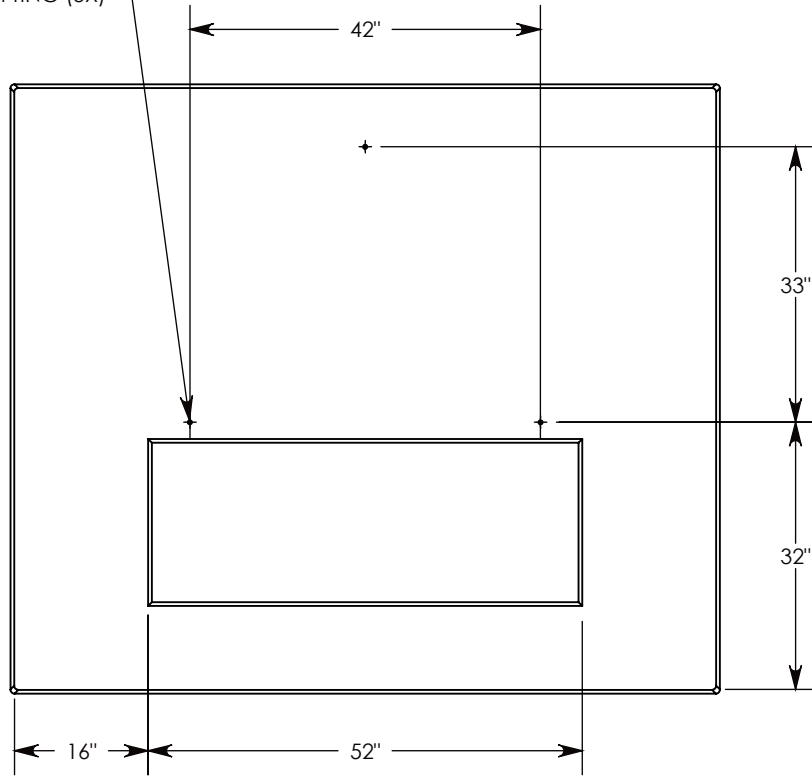
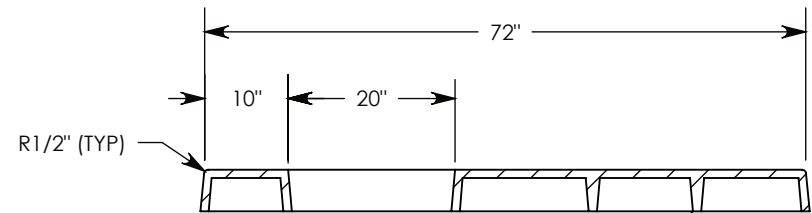
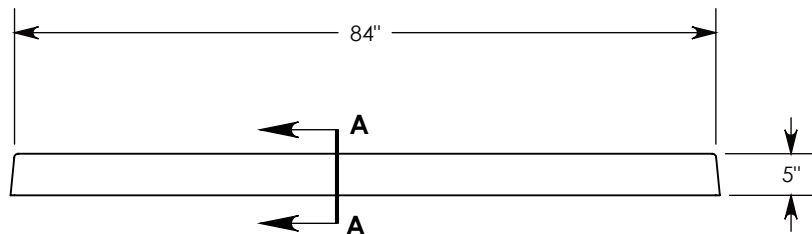


FIBERCRETE®

Ø 1/2"-13UNC INSERTS FOR LIFTING (3X)



FIBER & STEEL REINFORCED CONCRETE



WAFFLE BOTTOM

SECTION A-A

7,500 PSI CONCRETE
 ALL VERTICAL SURFACES HAVE A 5 TO 7 DEGREE DRAFT
 IF SPECIFIC INSERTS OR MOUNTING HARDWARE IS REQUIRED, PLEASE SPECIFY WHEN ORDERING

DRAWN BY: ROBIN FLINT

DATE: 9/24/2012

REVISION LEVEL: 0

WEIGHT:

783 LBS.

MATERIAL:

CAST FIBERCRETE



1010 NORTH STAR DRIVE
 P.O. BOX 69
 ZUMBROTA, MN 55992-0069

DESCRIPTION:

FIBERCRETE FLAT PAD

DIMENSIONS ARE IN INCHES
 TOLERANCES:
 FRACTIONAL: ± 1/8"
 ANGULAR: ± 2°

CONTACT INFORMATION:
 EMAIL: INFO@CONCASTINC.COM
 PHONE: (507) 732-4095
 FAX: (507) 732-4094

SHEET 1 OF 1

PART NUMBER:

FP-72-84-5-2052 (10)