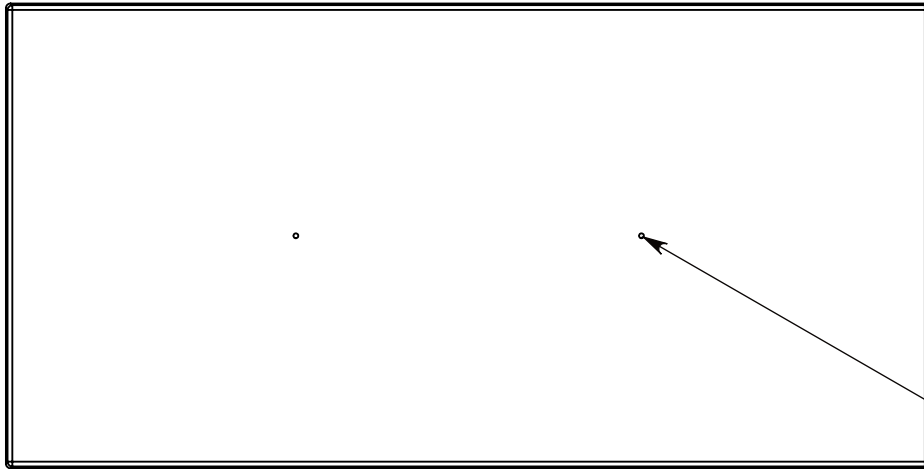
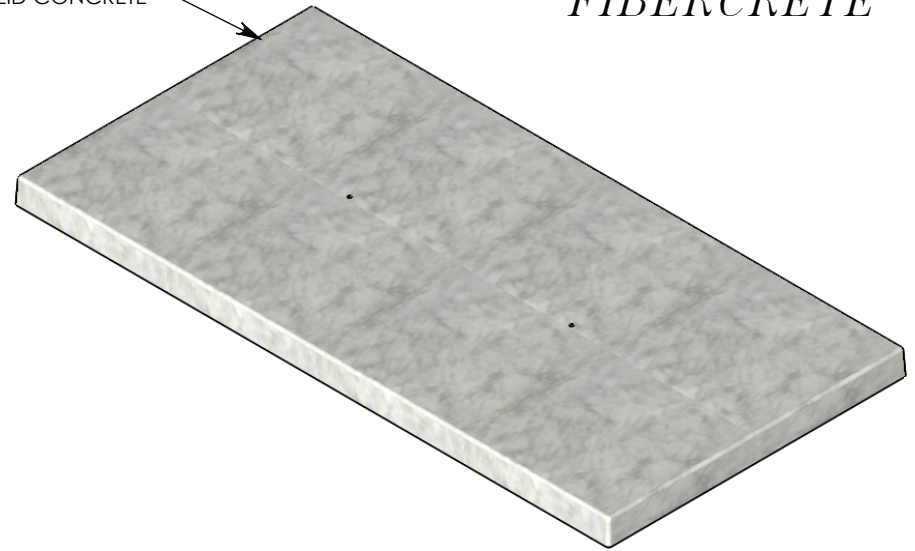

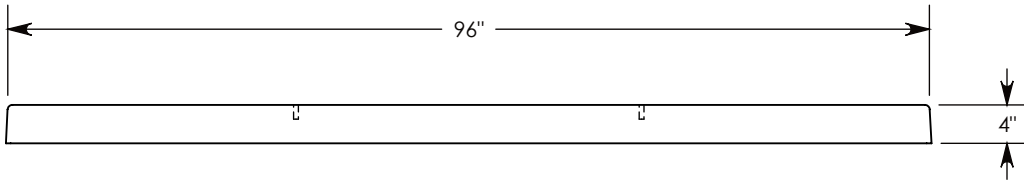


STEEL REINFORCED SOLID CONCRETE

FIBERCRETE®



Ø 1/2"-13UNC INSERT
FOR LIFTING (2X)
LOCATIONS MAY VARY



7,500 PSI CONCRETE

UNLESS OTHERWISE DIRECTED, THIS PAD IS SUPPLIED AS SHOWN WITH NO CABLE ROUTING OPENINGS.

IF OPENINGS ARE REQUIRED, MARK UP THIS DRAWING WITH THEIR LOCATIONS AND SIZES.

MOUNTING INSERTS ARE TO BE FIELD INSTALLED. CONCAST'S WEDGE ANCHORS ARE IDEAL; SPECIFY QUANTITY AND SIZE (3/8" OR 1/2") WHEN ORDERING.

DRAWN BY: ROBIN FLINT

DATE: 11/20/2013

REVISION LEVEL: 0

WEIGHT:

1518 LBS.

MATERIAL:

CONCRETE



1010 NORTH STAR DRIVE
P.O. BOX 69
ZUMBROTA, MN 55992-0069

DESCRIPTION:

CONCRETE FLAT PAD

DIMENSIONS ARE IN INCHES

TOLERANCES:
FRACTIONAL: ± 1/8"
ANGULAR: ± 2°

CONTACT INFORMATION:

EMAIL: INFO@CONCASTINC.COM
PHONE: (507) 732-4095
FAX: (507) 732-4094

SHEET 1 OF 1

PART NUMBER:

FPS-48-96-4