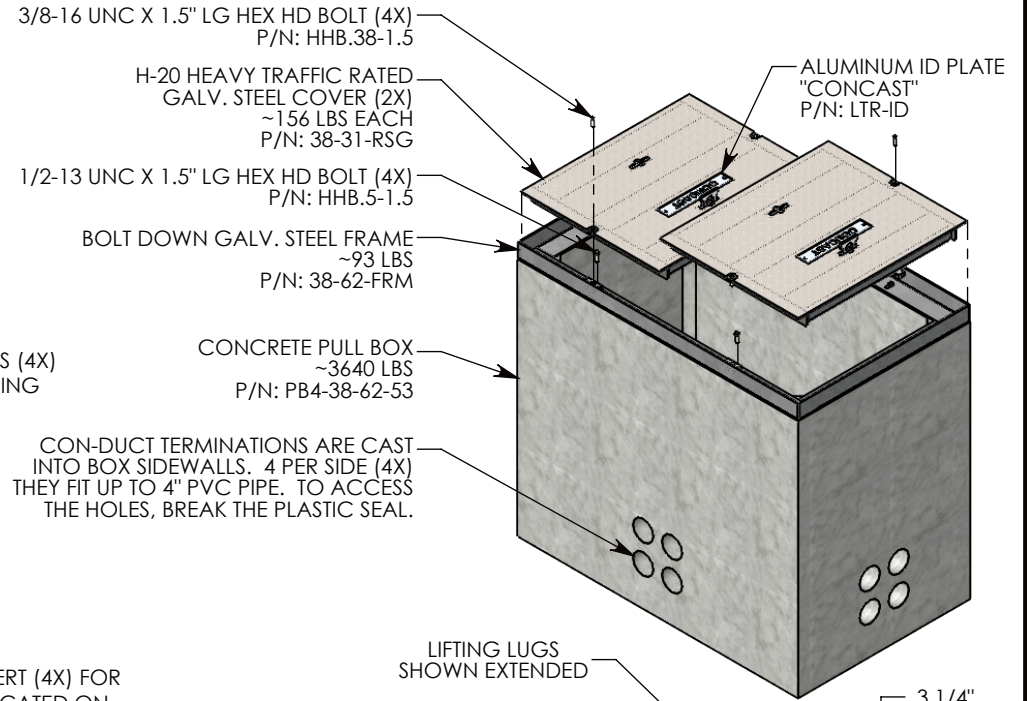
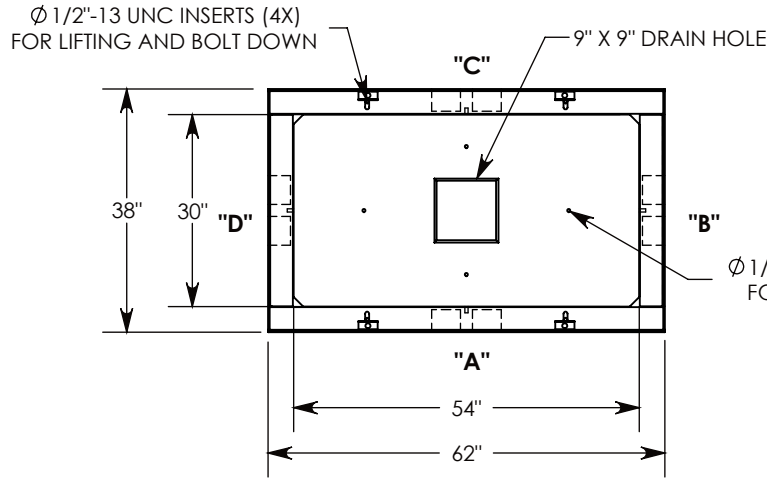
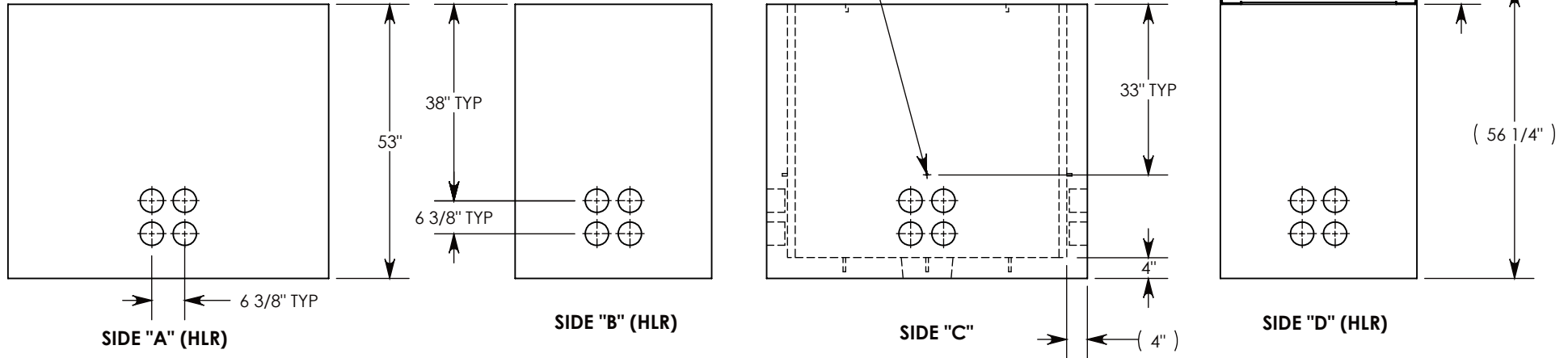


REV A - MKM - 5/24/18 - UPDATED MODEL & DRAWING
 REV B - MKM - 3/11/19 - UPDATED SURELOCK NOTE



CON-DUCT TERMINATIONS ARE CAST INTO BOX SIDEWALLS. 4 PER SIDE (4X) THEY FIT UP TO 4\"/>

Ø 1/2\"/>



NOTE 1: FOR PVC SIZES SMALLER THAN 4", USE CONCAST RC41 (REDUCING COUPLER)
NOTE 2: FOR ADDED SECURITY, PENTA HEAD (P/N: PTA.38-1.5) OR SURELOCK BOLTS (P/N: SL.38-1.25) CAN BE ADDED

AASHTO H-20 RATED - 32,000 LB. SINGLE AXLE LOAD

DRAWN BY: ROBIN FLINT		 1010 NORTH STAR DRIVE P.O. BOX 69 ZUMBROTA, MN 55992-0069	DESCRIPTION:	
DATE: 3/11/2019	REVISION LEVEL: B		CONCRETE PULL BOX W/RSG COVERS	
WEIGHT: 4026 LBS. W/COVER	MATERIAL: NOTED		DIMENSIONS ARE IN INCHES TOLERANCES: FRACTIONAL: ± 1/8" ANGULAR: ± 2°	CONTACT INFORMATION: EMAIL: INFO@CONCASTINC.COM PHONE: (507) 732-4095 FAX: (507) 732-4094
		PART NUMBER: PB4-38-62-53-RSG		