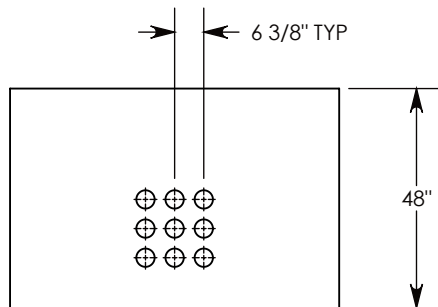


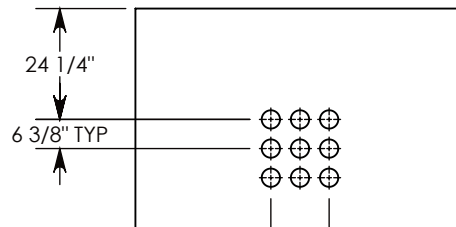
CON-DUCT TERMINATIONS ARE CAST INTO BOX SIDEWALLS. 9 PER SIDE THEY FIT UP TO 4" PVC PIPE. TO ACCESS THE HOLES, BREAK THE PLASTIC SEAL.

Ø 1/2"-13 UNC INSERT (4X) FOR PULLING EYES. LOCATED ON BOX INTERIOR (1X PER SIDE)

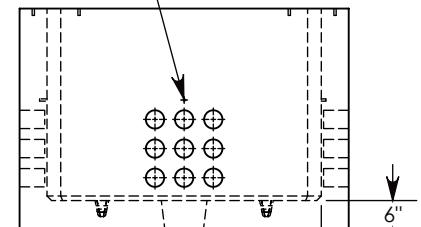
COVER SHOWN IN THIS VIEW
 LIFT RING SHOWN EXTENDED



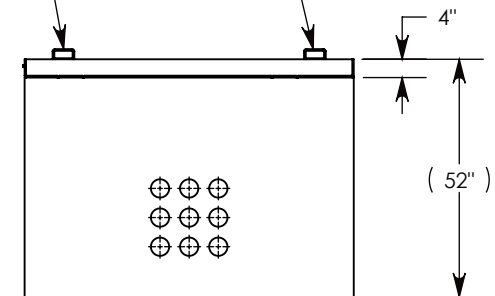
SIDE "A" (HLR)



SIDE "B" (HLR)



SIDE "C"



SIDE "D" HLR

NOTE 1: FOR ADDED SECURITY, PENTA HEAD (P/N: PTA.38-2.5) OR SURELOCK BOLTS (P/N: SL.38-2.5) CAN BE ADDED
NOTE 2: FOR PVC SIZES SMALLER THAN 4", USE CONCAST RC41 (REDUCING COUPLER)

AASHTO H-20 RATED - 32,000 LB. SINGLE AXLE LOAD

DRAWN BY: JESSE GUTTING	
CREATED DATE: 6/24/2011	REVISION LEVEL: B
SAVED DATE: 10/22/2020	SAVED BY: jgutting
WEIGHT: 8766 LBS.	MATERIAL: NOTED

CONCAST
 1010 NORTH STAR DRIVE
 P.O. BOX 69
 ZUMBROTA, MN 55992-0069

DESCRIPTION: CONCRETE PULL BOX W/ SPA COVER		SHEET 1 OF 1
DIMENSIONS ARE IN INCHES TOLERANCES: FRACTIONAL: ± 1/8" ANGULAR: ± 2°	CONTACT INFORMATION: EMAIL: INFO@CONCASTINC.COM PHONE: (507) 732-4095 FAX: (507) 732-4094	
PART NUMBER: PB9-72-72-48-SPA		