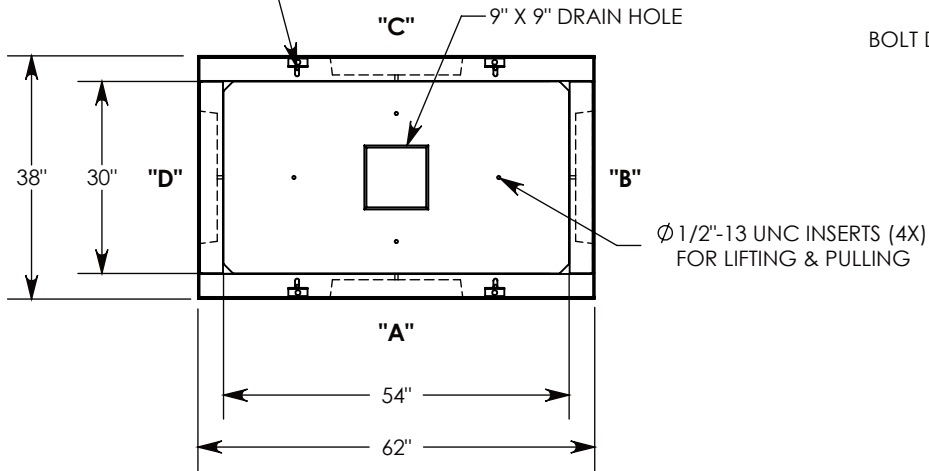


Ø 1/2"-13 UNC INSERTS (4X)
 FOR LIFTING AND BOLT DOWN



3/8-16 UNC X 1.5" LG HEX HD BOLT (4X)
 P/N: HHB.38-1.5

H-20 HEAVY TRAFFIC RATED
 GALV. STEEL COVER (2X)
 ~156 LBS EACH
 P/N: 38-31-RSG

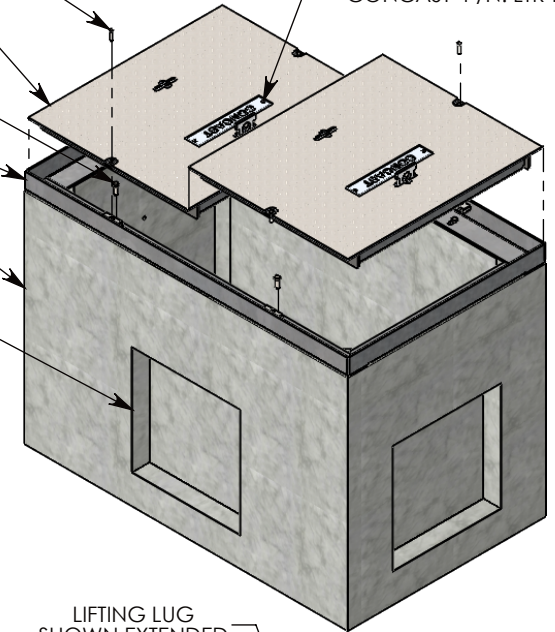
1/2-13 UNC X 1.5" LG HEX HD BOLT (4X)
 P/N: HHB.5-1.5

BOLT DOWN GALV. STEEL FRAME
 ~93 LBS
 P/N: 38-62-FRM

CONCRETE PULL BOX
 ~2637 LBS
 P/N: PBK01-38-62-42

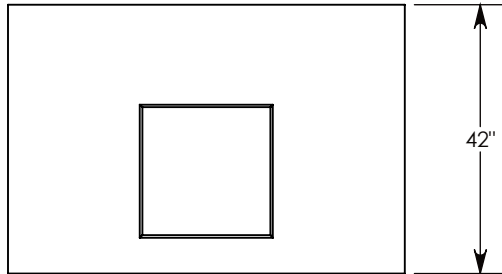
3" DEEP KNOCKOUTS
 CAST INTO ALL 4 SIDES

ALUMINUM ID PLATE
 "CONCAST" P/N: LTR-ID

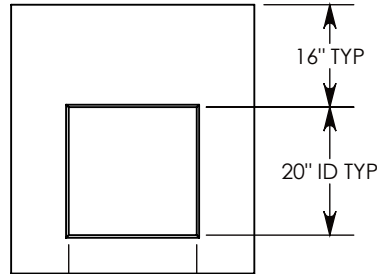


Ø 1/2"-13 UNC INSERT (4X) FOR
 PULLING EYES. LOCATED ON
 BOX INTERIOR (1X PER SIDE)

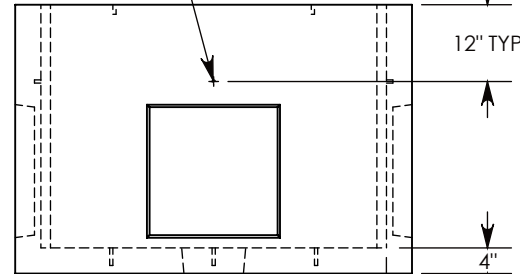
LIFTING LUG
 SHOWN EXTENDED
 COVER SHOWN IN THIS VIEW



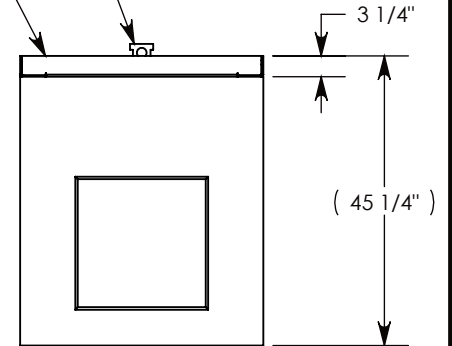
SIDE "A" (HLR)



SIDE "B" (HLR)



SIDE "C"



SIDE "D" (HLR)

NOTE 1: FOR ADDED SECURITY, PENTA HEAD (P/N: PTA.38-1.5) OR SURELOCK BOLTS (P/N: SL.38-1.25) CAN BE ADDED

AASHTO H-20 RATED – 32,000 LB. SINGLE AXLE LOAD

DRAWN BY: ROBIN FLINT

DATE: 3/11/2019

REVISION LEVEL: B

WEIGHT:

MATERIAL:

3024 LBS. W/COVER

NOTED



DESCRIPTION:

CONCRETE PULL BOX W/RSG COVERS

DIMENSIONS ARE IN INCHES
 TOLERANCES:
 FRACTIONAL: ± 1/8"
 ANGULAR: ± 2°

CONTACT INFORMATION:
 EMAIL: INFO@CONCASTINC.COM
 PHONE: (507) 732-4095
 FAX: (507) 732-4094

SHEET 1 OF 1

PART NUMBER:

PBK01-38-62-42-RSG