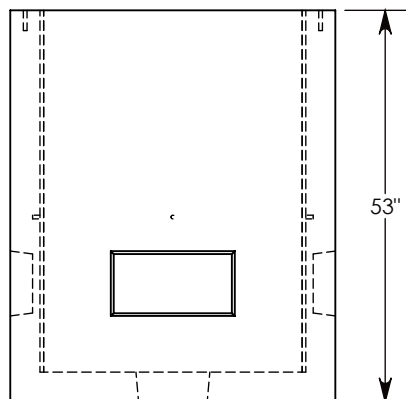
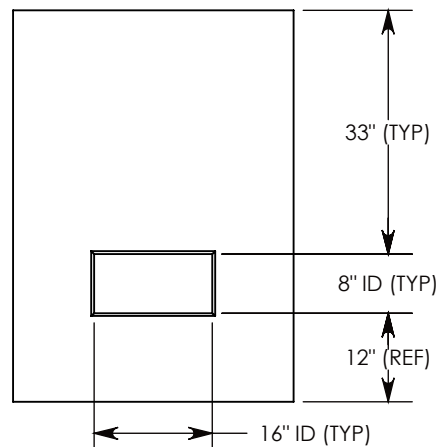


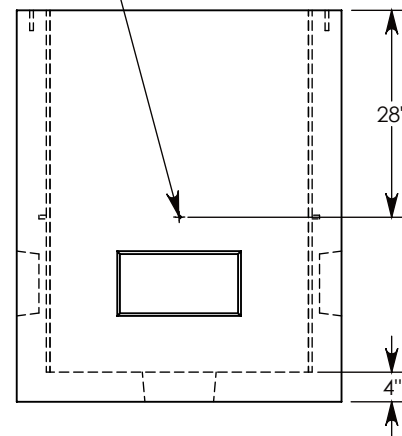
$\phi 1/2$ "-13 UNC INSERT (4X) FOR PULLING EYES. LOCATED ON BOX INTERIOR (1X PER SIDE)



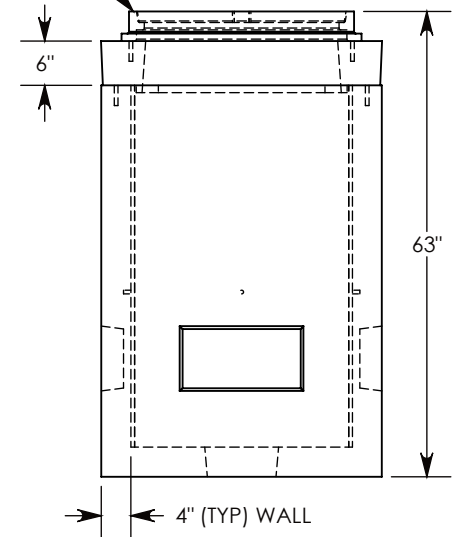
SIDE "A"



SIDE "B" (HLR)



SIDE "C"



SIDE "D"

H-20 RATED - 32,000 LB. PER AXLE LOAD.

DRAWN BY: ROBIN FLINT

DATE: 12/28/2015

REVISION LEVEL: 0

WEIGHT:

3725 LBS. W/COVER

MATERIAL:

NOTED

**CONCAST**  
1010 NORTH STAR DRIVE  
P.O. BOX 69  
ZUMBROTA, MN 55992-0069

**DESCRIPTION:**

**CONCRETE PULL BOX W/MANHOLE**

DIMENSIONS ARE IN INCHES

TOLERANCES:  
FRACTIONAL:  $\pm 1/8$ "  
ANGULAR:  $\pm 2^\circ$

CONTACT INFORMATION:  
EMAIL: INFO@CONCASTINC.COM  
PHONE: (507) 732-4095  
FAX: (507) 732-4094

SHEET 1 OF 1

**PART NUMBER:**

**PBKO2-38-44-53-MH**