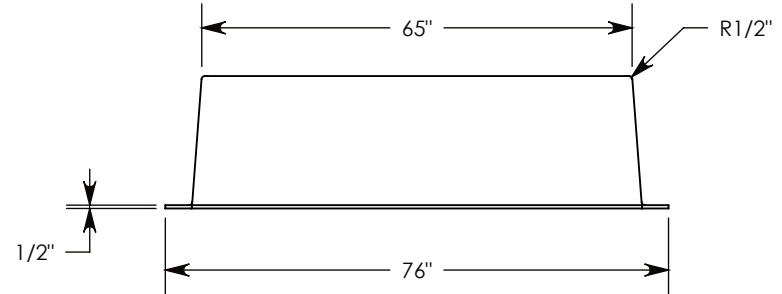
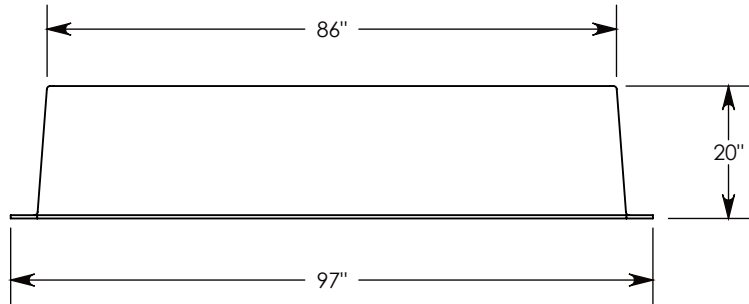
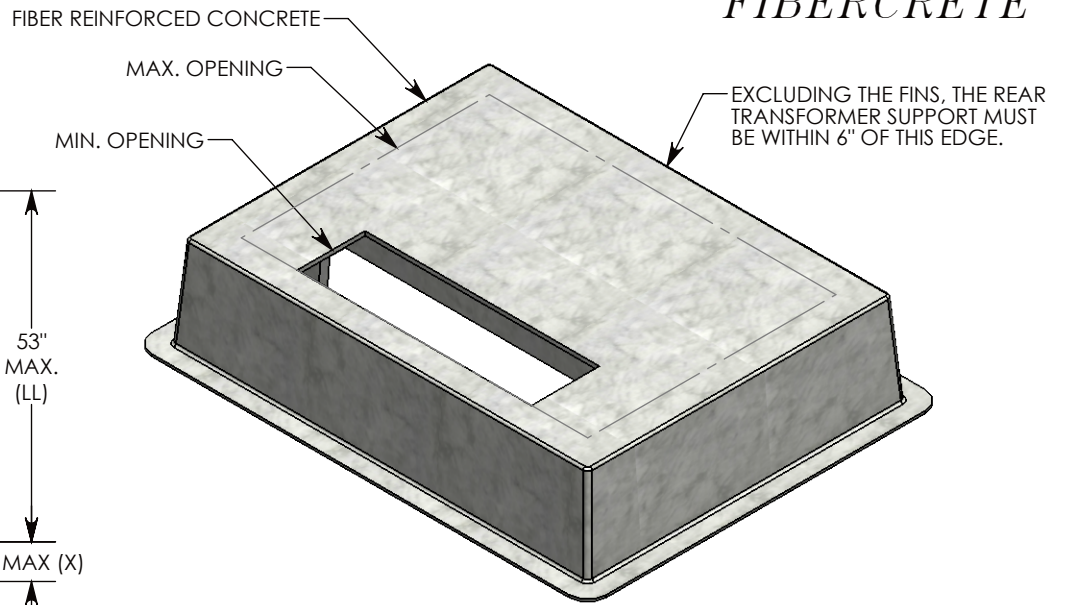
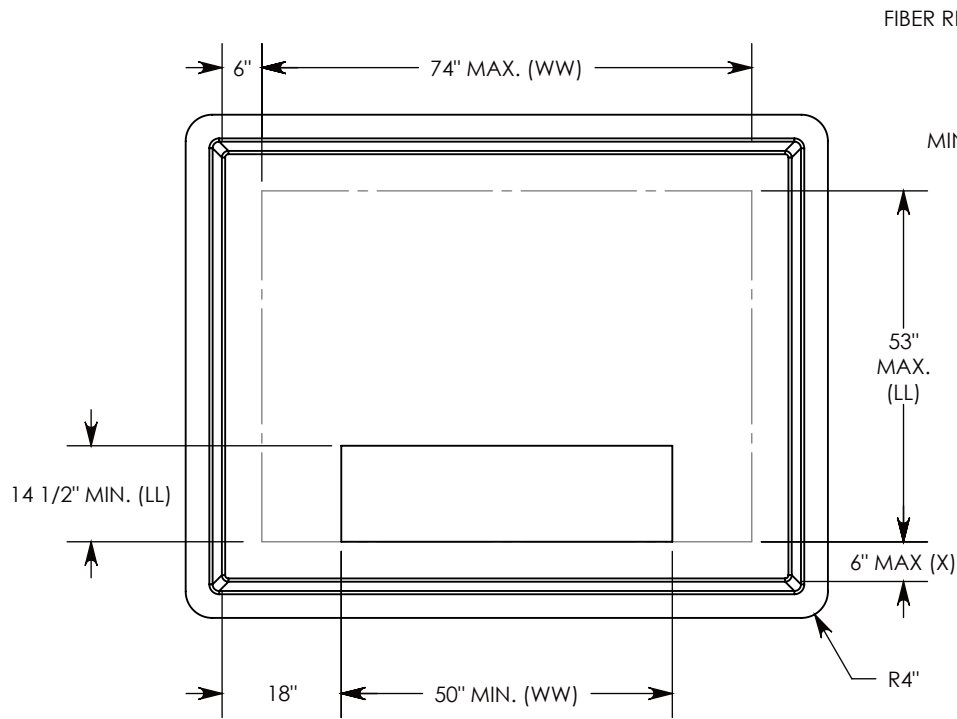


FIBERCRETE®



NOTE 1: ϕ 1/2"-13 UNC LIFTING INSERTS WILL BE CAST INTO BOX PAD IF SPECIFIC INSERTS OR MOUNTING HARDWARE ARE REQUIRED, PLEASE SPECIFY WHEN ORDERING. PART NUMBER IS BASED ON OPENING SIZE. IE: THE SMALLEST OPENING PAD IS P/N: FC-65-86-20-1550(6) THE LARGEST OPENING PAD IS P/N: FC-65-86-20-5374

| | |
|------------------------------|-----------------------------------|
| DRAWN BY: ROBIN FLINT | |
| DATE: 8/13/2019 | REVISION LEVEL: 0 |
| WEIGHT: -- LBS. | MATERIAL: FIBERCRETE FC |



1010 NORTH STAR DRIVE
P.O. BOX 69
ZUMBROTA, MN 55992-0069

| | | |
|--|--|--------------|
| DESCRIPTION: FIBERCRETE PAD BOX | | |
| DIMENSIONS ARE IN INCHES TOLERANCES: FRACTIONAL: \pm 1/8" ANGULAR: \pm 2° | CONTACT INFORMATION: EMAIL: INFO@CONCASTINC.COM PHONE: (507) 732-4095 FAX: (507) 732-4094 | SHEET 1 OF 1 |
| PART NUMBER: FC-65-86-20-LLWW (X) | | |