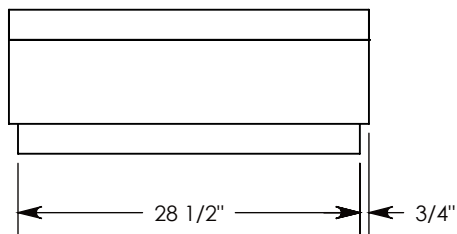
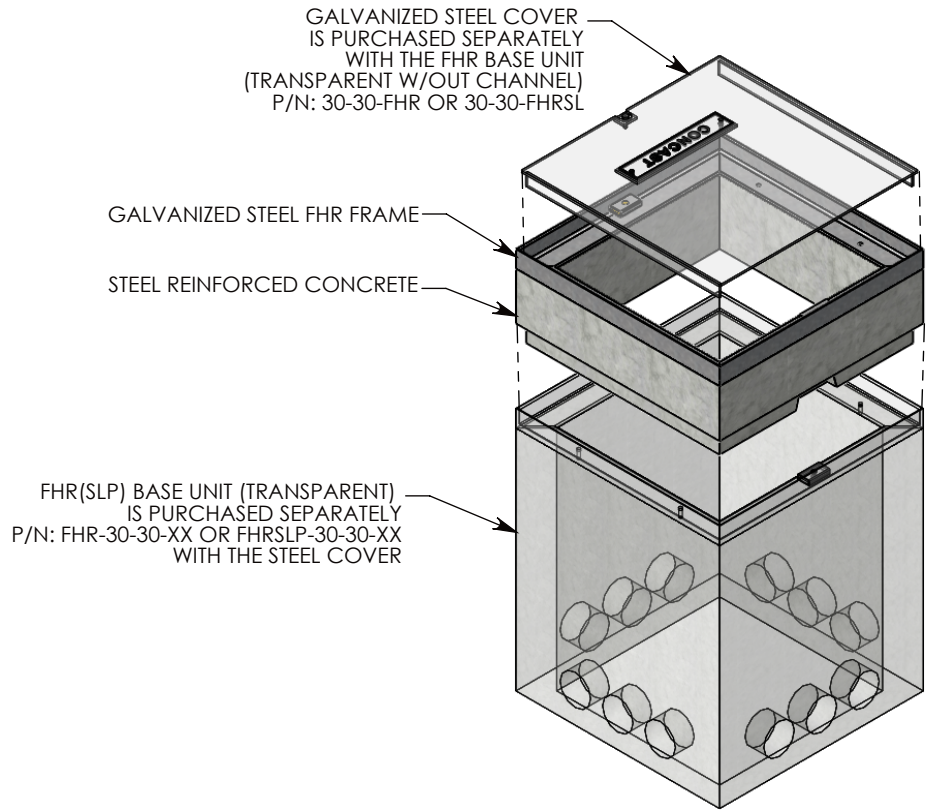
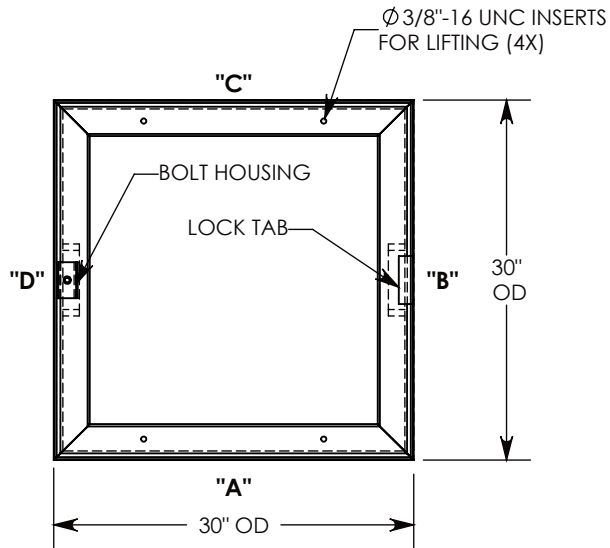
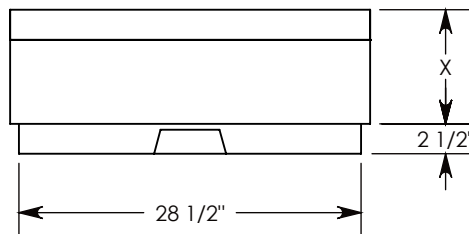


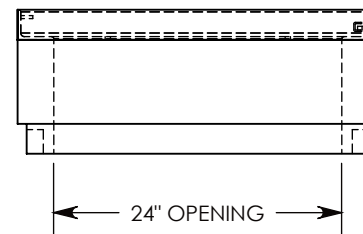
PART NUMBER	"XX" OVERALL HEIGHT	"X" AMOUNT OF EXTENSION	WEIGHT (POUNDS)
FHREX-30-30-12	12"	9.5"	275
FHREX-30-30-18	18"	15.5	434
FHREX-30-30-24	24"	21.5	593
FHREX-30-30-30	30"	27.5	753
FHREX-30-30-36	36"	33.5	912



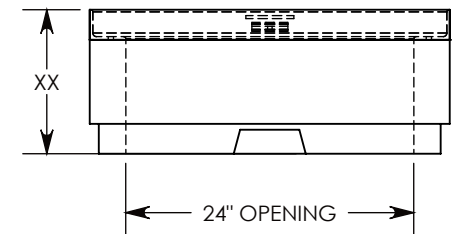
SIDE "A" (HLR)



SIDE "B" (HLR)



SIDE "C"



SIDE "D"

H20 RATED - 32,000 LB. PER AXLE LOAD.

**DRAWN BY: ROBIN FLINT**

**DATE: 4/10/2013**

**REVISION LEVEL: 0**

**WEIGHT:**

**NOTED**

**MATERIAL:**

**NOTED**

1010 NORTH STAR DRIVE  
P.O. BOX 69  
ZUMBROTA, MN 55992-0069

**DESCRIPTION:**

**HEAVY TRAFFIC HANDHOLE EXTENSION**

DIMENSIONS ARE IN INCHES  
TOLERANCES:  
FRACTIONAL: ± 1/8"  
ANGULAR: ± 2°

CONTACT INFORMATION:  
EMAIL: INFO@CONCASTINC.COM  
PHONE: (507) 732-4095  
FAX: (507) 732-4094

SHEET 1 OF 1

**PART NUMBER:**

**FHREX-30-30-XX**