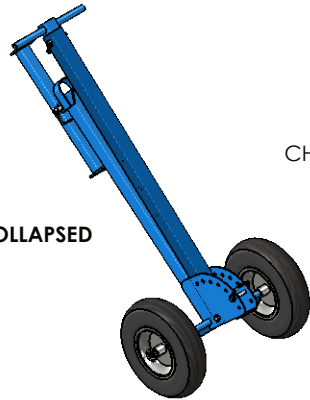


REV A - JCG - 2/14/19 - MADE LIFTING ARM STATIC AND HANDLE ADJUSTABLE  
 REV B - JCG - 3/15/19 - CHANGED CHAIN TO CRDC3  
 REV C - JCG - 4/12/2019 - ADDED HOLES TO HANDLE

SHOWN COLLAPSED

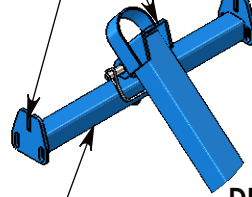


REMOVABLE PIN FOR QUICK RELEASE WHEELS

DETAIL A  
SCALE 1 : 14



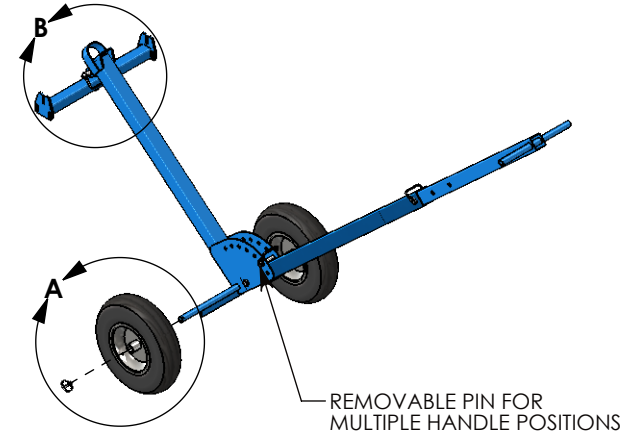
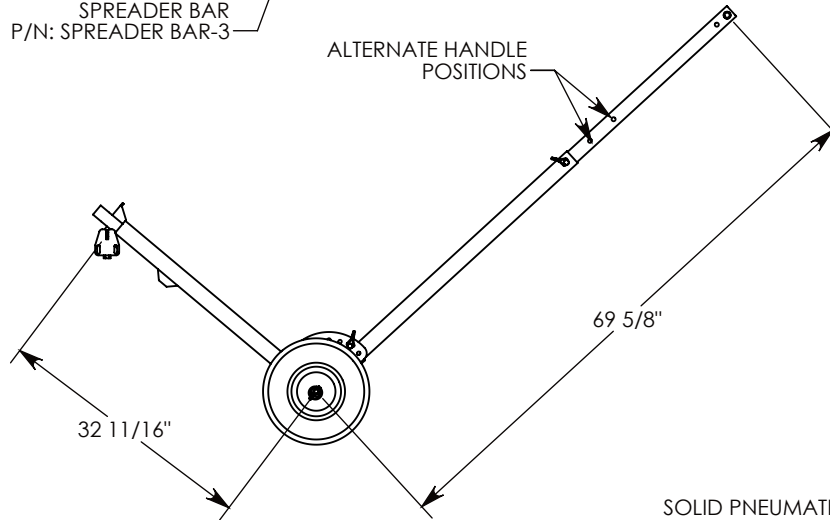
CHAIN ATTACHMENT POINTS



DETAIL B  
SCALE 1 : 12

SPREADER BAR  
P/N: SPREADER BAR-3

ALTERNATE HANDLE POSITIONS

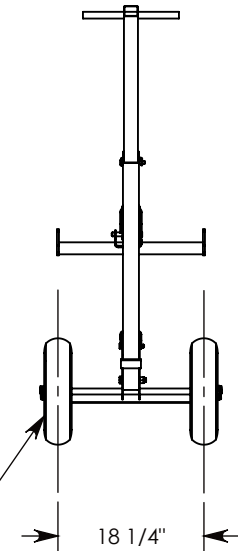


REMOVABLE PIN FOR MULTIPLE HANDLE POSITIONS



DOLLY CHAIN  
SUPPLIED WITH UNIT  
P/N: CRDC3

SOLID PNEUMATIC WHEELS (2X)  
P/N: WHEEL ASSEM-3



NOTE 1: DOLLY WILL LIFT COVERS UP TO 300 LBS.

NOTE 2: MAINTENANCE-FREE, SOLID PNEUMATIC WHEELS WORK WELL ON UNEVEN TERRAIN

NOTE 3: COLLAPSIBLE FOR EASY STORAGE AND TRANSPORT

DRAWN BY: **JESSE GUTTING**

DATE: **4/12/2019**

REVISION LEVEL: **C**

WEIGHT:

**46 LBS.**

MATERIAL:

**STEEL**

**CONCAST**  
 1010 NORTH STAR DRIVE  
 P.O. BOX 69  
 ZUMBROTA, MN 55992-0069

DESCRIPTION:

**COVER REMOVAL DOLLY**

DIMENSIONS ARE IN INCHES  
 TOLERANCES:  
 FRACTIONAL:  $\pm 1/8"$   
 ANGULAR:  $\pm 2^\circ$

CONTACT INFORMATION:  
 EMAIL: [INFO@CONCASTINC.COM](mailto:INFO@CONCASTINC.COM)  
 PHONE: (507) 732-4095  
 FAX: (507) 732-4094

SHEET 1 OF 1

PART NUMBER:

**CRD2**