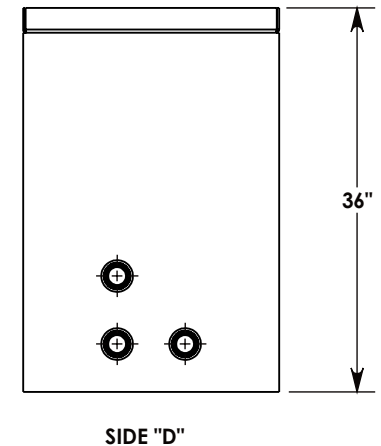
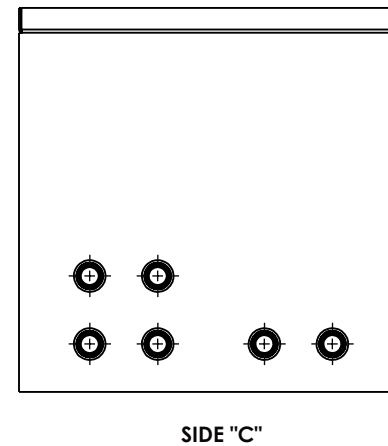
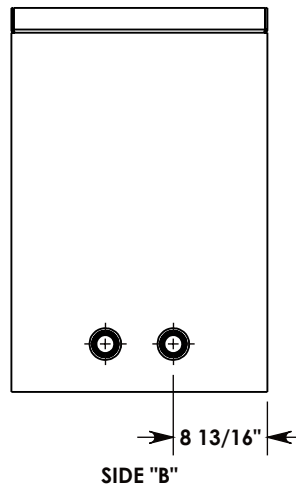
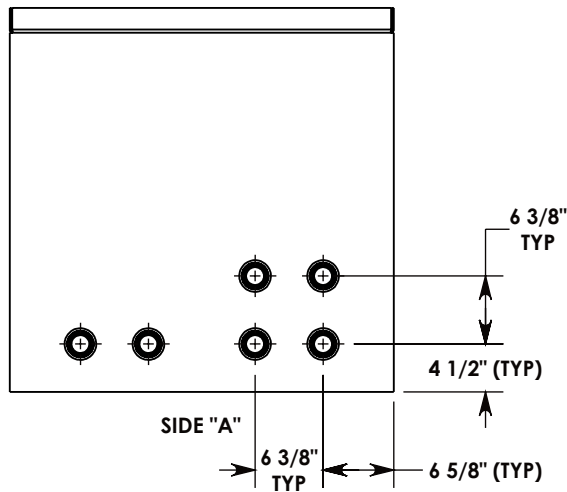
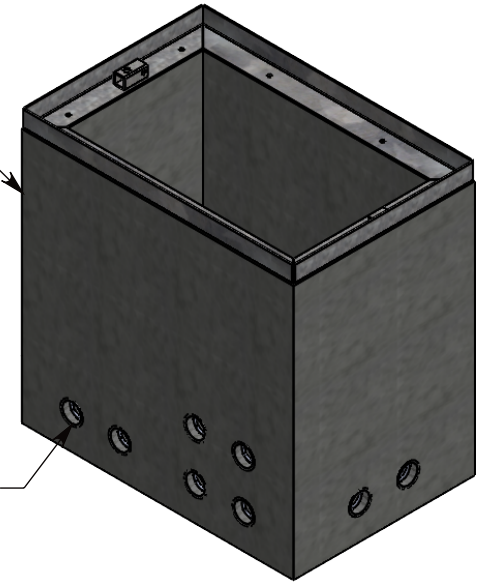


STEEL REINFORCED CONCRETE BASE
W/CAST-IN GALV. STEEL FRAME

CON-DUCT TERMINATORS ARE CAST INTO BOX
SIDWALLS. THEY FIT UP TO 2" PVC PIPE. TO
ACCESS THE HOLES, BREAK PLASTIC SEAL.



DRAWN BY: MALACHI MLINAR

CREATED DATE: 12/14/2023 REVISION LEVEL: 0

SAVED DATE: 12/14/2023 SAVED BY: mmlinar

WEIGHT: 913 LBS. MATERIAL: NOTED

CONCAST
1010 NORTH STAR DRIVE
P.O. BOX 69
ZUMBROTA, MN 55992-0069

DESCRIPTION:
HEAVY TRAFFIC HAND HOLE

DIMENSIONS ARE IN INCHES
TOLERANCES:
FRACTIONAL: $\pm 1/8"$
ANGULAR: $\pm 2^\circ$

CONTACT INFORMATION:
EMAIL: INFO@CONCASTINC.COM
PHONE: (507) 732-4095
FAX: (507) 732-4094

SHEET 1 OF 1

PART NUMBER:
FHR-24-36-36-S96