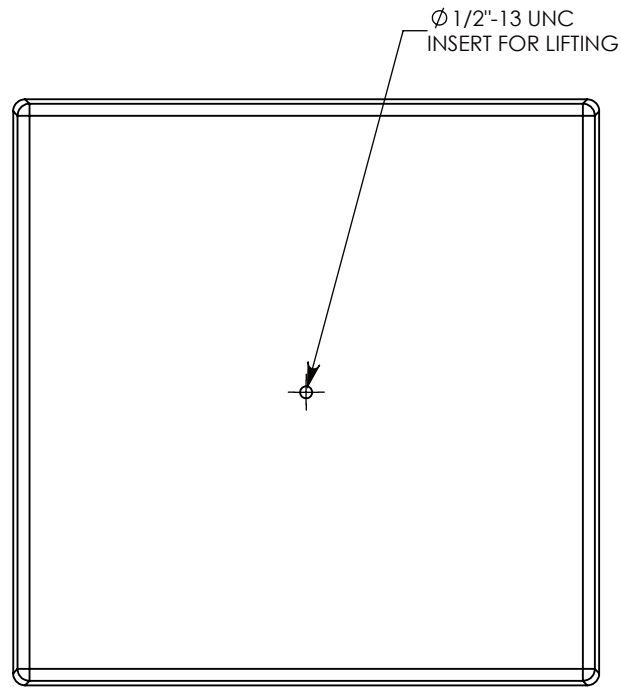

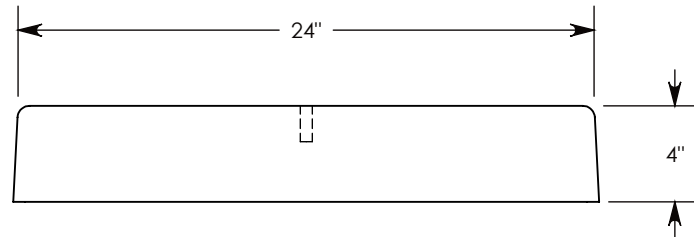



FIBERCRETE®



STEEL REINFORCED SOLID CONCRETE



7,500 PSI CONCRETE
 UNLESS OTHERWISE DIRECTED, THIS PAD IS SUPPLIED AS SHOWN WITH NO CABLE ROUTING OPENINGS.
IF OPENINGS ARE REQUIRED, MARK UP THIS DRAWING WITH THEIR LOCATIONS AND SIZES.
 MOUNTING INSERTS ARE TO BE FIELD INSTALLED. CONCAST'S WEDGE ANCHORS ARE IDEAL; SPECIFY QUANTITY AND SIZE (3/8" OR 1/2") WHEN ORDERING.

DRAWN BY: ROBIN FLINT	
DATE: 11/20/2013	REVISION LEVEL: 0
WEIGHT: 192 LBS.	MATERIAL: CONCRETE



1010 NORTH STAR DRIVE
 P.O. BOX 69
 ZUMBROTA, MN 55992-0069

DESCRIPTION: CONCRETE FLAT PAD		
DIMENSIONS ARE IN INCHES TOLERANCES: FRACTIONAL: ± 1/8" ANGULAR: ± 2°	CONTACT INFORMATION: EMAIL: INFO@CONCASTINC.COM PHONE: (507) 732-4095 FAX: (507) 732-4094	SHEET 1 OF 1
PART NUMBER: FPS-24-24-4		