


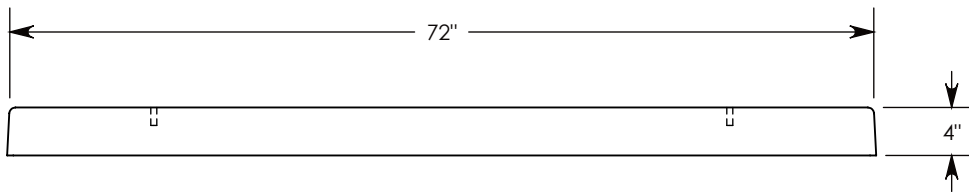


FIBERCRETE®

Ø 1/2"-13UNC INSERT
FOR LIFTING (2X)
LOCATIONS MAY VARY



STEEL REINFORCED SOLID CONCRETE



7,500 PSI CONCRETE

UNLESS OTHERWISE DIRECTED, THIS PAD IS SUPPLIED AS SHOWN WITH NO CABLE ROUTING OPENINGS.

IF OPENINGS ARE REQUIRED, MARK UP THIS DRAWING WITH THEIR LOCATIONS AND SIZES.

MOUNTING INSERTS ARE TO BE FIELD INSTALLED. CONCAST'S WEDGE ANCHORS ARE IDEAL; SPECIFY QUANTITY AND SIZE (3/8" OR 1/2") WHEN ORDERING.

DRAWN BY: ROBIN FLINT		 1010 NORTH STAR DRIVE P.O. BOX 69 ZUMBROTA, MN 55992-0069	DESCRIPTION:	
DATE: 7/7/2014	REVISION LEVEL: 0		CONCRETE FLAT PAD	
WEIGHT:	MATERIAL:		DIMENSIONS ARE IN INCHES TOLERANCES: FRACTIONAL: ± 1/8" ANGULAR: ± 2°	CONTACT INFORMATION: EMAIL: INFO@CONCASTINC.COM PHONE: (507) 732-4095 FAX: (507) 732-4094
856 LBS.	CONCRETE	PART NUMBER:		FPS-36-72-4