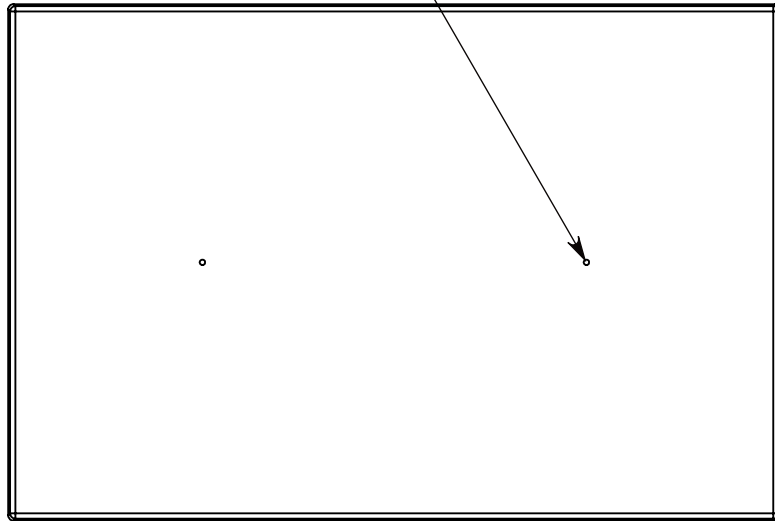
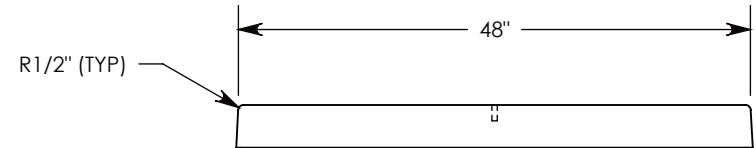
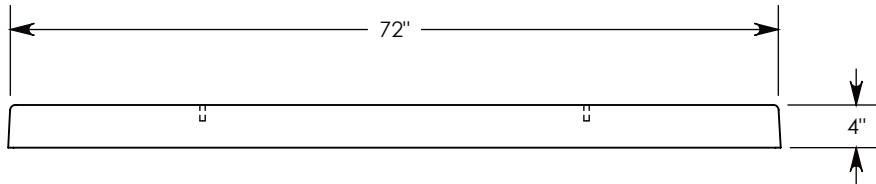
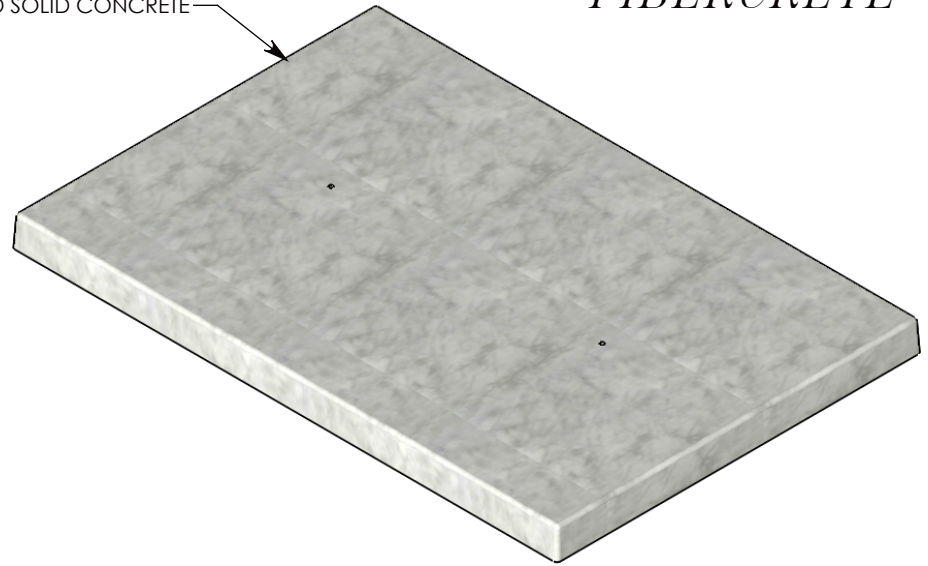


FIBERCRETE®

Ø 1/2"-13UNC INSERT  
FOR LIFTING (2X)  
LOCATIONS MAY VARY



STEEL REINFORCED SOLID CONCRETE



7,500 PSI CONCRETE

UNLESS OTHERWISE DIRECTED, THIS PAD IS SUPPLIED AS SHOWN WITH NO CABLE ROUTING OPENINGS.

**IF OPENINGS ARE REQUIRED, MARK UP THIS DRAWING WITH THEIR LOCATIONS AND SIZES.**

MOUNTING INSERTS ARE TO BE FIELD INSTALLED. CONCAST'S WEDGE ANCHORS ARE IDEAL; SPECIFY QUANTITY AND SIZE ( 3/8" OR 1/2") WHEN ORDERING.

**DRAWN BY: ROBIN FLINT**

**DATE: 11/20/2013**

**REVISION LEVEL: 0**

**WEIGHT:**

**1139 LBS.**

**MATERIAL:**

**CONCRETE**



1010 NORTH STAR DRIVE  
P.O. BOX 69  
ZUMBROTA, MN 55992-0069

**DESCRIPTION:**

**CONCRETE FLAT PAD**

DIMENSIONS ARE IN INCHES  
TOLERANCES:  
FRACTIONAL: ± 1/8"  
ANGULAR: ± 2°

CONTACT INFORMATION:  
EMAIL: INFO@CONCASTINC.COM  
PHONE: (507) 732-4095  
FAX: (507) 732-4094

SHEET 1 OF 1

**PART NUMBER:**

**FPS-48-72-4**