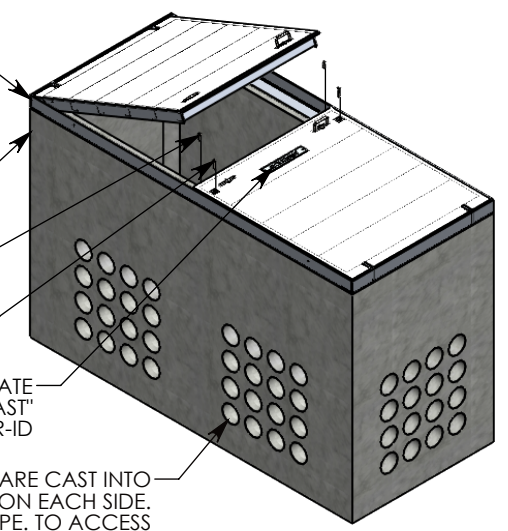
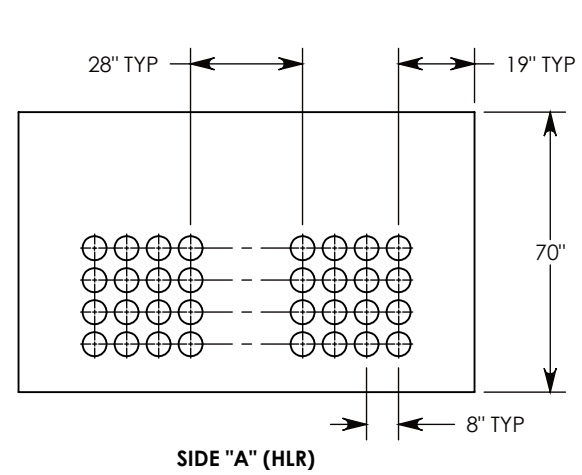


- BOLT-DOWN ALUMINUM FRAME & HA COVER
~297 LBS.
P/N: 50-114-HA
- CONCRETE PULL BOX
~11188 LBS
P/N: PB166-50-114-70
- 1/2-13 UNC X 1.5" LG HEX HD BOLT (6X)
P/N: HHB.5-1.5
- 3/8-16 UNC X 2.5" LG HEX HD BOLT (2X)
P/N: HHB.38-2.5

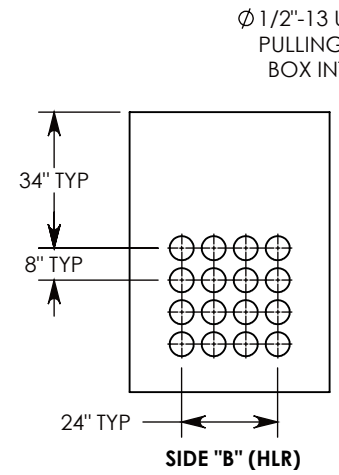


ALUM ID PLATE
"CONCAST"
P/N: LTR-ID

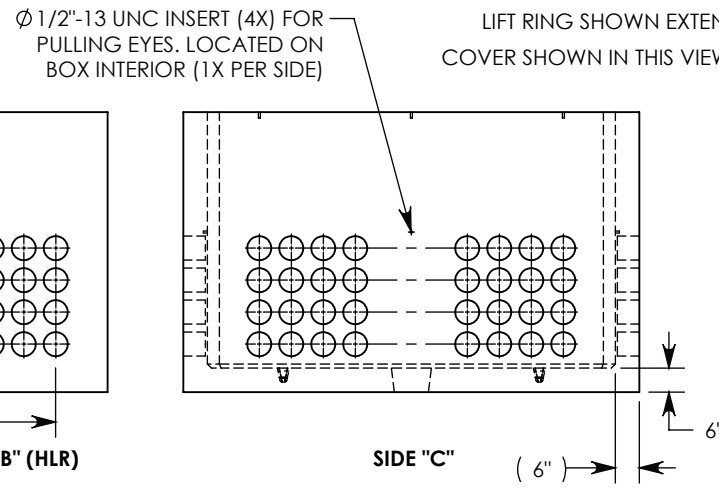
CON-DUCT TERMINATIONS ARE CAST INTO BOX SIDEWALLS. SETS OF 16 ON EACH SIDE. THEY FIT UP TO 6" PVC PIPE. TO ACCESS THE HOLES, BREAK THE PLASTIC SEAL



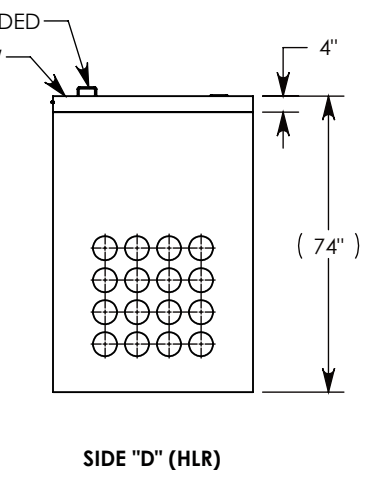
SIDE "A" (HLR)



SIDE "B" (HLR)



SIDE "C"



SIDE "D" (HLR)

NOTE 1: FOR ADDED SECURITY, PENTA HEAD (P/N: PTA.38-2.5) OR SURELOCK BOLTS (P/N: SL.38-2.5) CAN BE ADDED

PEDESTRIAN RATED - 200 LB. PER SQ. FOOT

DRAWN BY: SAMUEL CALLAHAN	
CREATED DATE: 9/3/2021	REVISION LEVEL: 0
SAVED DATE: 9/3/2021	SAVED BY: scallahan
WEIGHT: 11486 LBS.	MATERIAL: NOTED



1010 NORTH STAR DRIVE
P.O. BOX 69
ZUMBROTA, MN 55992-0069

DESCRIPTION:		SHEET 1 OF 1
CONCRETE PULL BOX W/ HA COVER		
DIMENSIONS ARE IN INCHES	CONTACT INFORMATION:	
TOLERANCES:	EMAIL: INFO@CONCASTINC.COM	
FRACTIONAL: ± 1/8"	PHONE: (507) 732-4095	
ANGULAR: ± 2°	FAX: (507) 732-4094	
PART NUMBER:		
PB166-50-114-70-HA		